



Husqvarna®

# AUTOMOWER® ROBOTIC LAWN MOWERS





# ROLL DOWN YOUR SLEEVES

RECLAIM YOUR WEEKENDS AND GET A PERFECT  
LAWN WITH HUSQVARNA AUTOMOWER®

More than 25 years of research, innovation and lush, green lawns have made Husqvarna Automower® the world leader in robotic mowing. We've sold more than a million around the world – and our latest generation is the most modern on the market. Designed for functionality and durability, they work quietly, efficiently and autonomously to give you a better finish than any other mower.

Day and night, whatever the weather, Automower® gets on with the job. Leaving you more free time, while being able to enjoy a beautiful, perfectly cut lawn.



**WORLD  
LEADER IN  
ROBOTIC  
MOWING**  
SINCE 1995







# OUTSMART YOUR LAWN

## EXPERIENCE INTELLIGENT LAWN CARE WITH HUSQVARNA AUTOMOWER®



### ADVANCED NAVIGATION

Several navigation tools, including GPS (on the X-Line), ensure Husqvarna Automower® covers your entire lawn, even in complex lawns.



### NO NOISE. NO FUSS.

You'll be surprised how quickly you forget about your Husqvarna Automower®. You'll hardly notice it as it rolls around your lawn doing its job quickly, quietly and efficiently. No noise, no fuss – just a great looking lawn.



### AUTOMOWER® CONNECT

Control the operation of your Husqvarna Automower® from your iOS or Android smartphone, including location and theft alarm.



### WORKS IN THE RAIN

Husqvarna Automower® gives you great cutting results in any type of weather. Its vital parts are safely protected from rain, as well as dust and grass clippings.





### MANAGES STEEP SLOPES

Husqvarna Automower® can cope with slopes up to 35°, thanks to optimized design and intelligent behavior.



### MANAGES PASSAGES

Husqvarna Automower® senses narrow passages and finds its way through even the narrowest gaps.



### CUTS UNEVEN LAWNS

Large wheels, clever chassis design and optimized balance ensure a perfect result, even on a rough lawn.



### NO TRACK MARKS

Husqvarna Automower® has methods of varying the route back to the charger in order to avoid damaged and ugly tracks. Mowing in a seemingly random pattern, results in a carpet-like lawn.



# HOW IT WORKS!

Cutting little and often leads to healthier grass and a more perfect looking lawn.

## PRINCIPLE FUNCTION

- + Unattended mowing.
- + Mow little, but efficiently and frequently.
- + Good performance even in wet weather.

## COLLISION AND LIFT SENSORS

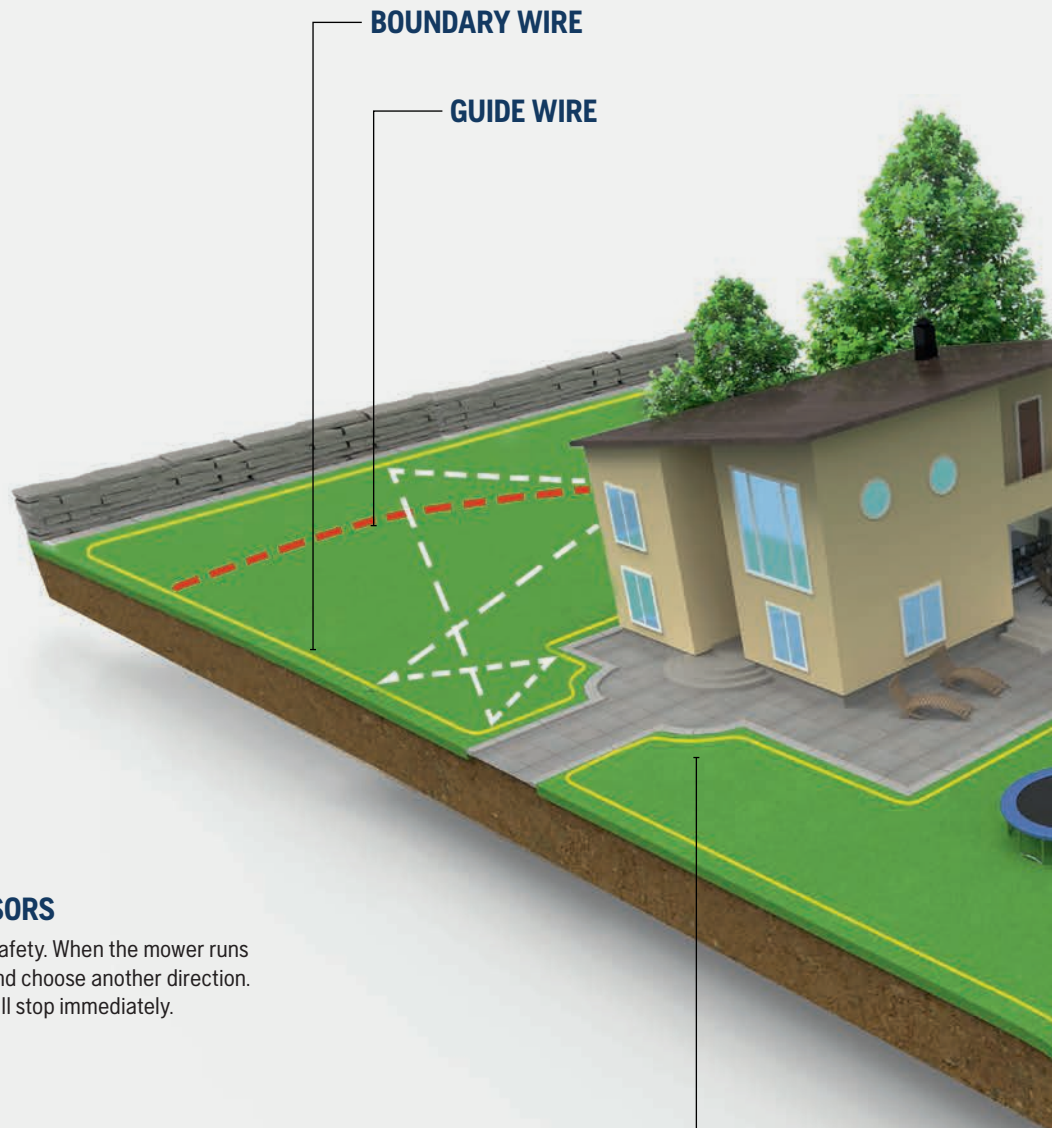
Collision and lift sensors increase safety. When the mower runs into an object it will reverse, turn and choose another direction. If it is lifted the blade and mower will stop immediately.

## NAVIGATION

- + The boundary and guide wires are staked to the lawn or buried just below the surface. A staked wire disappears into the lawn in a few weeks.
- + The mower stays inside the boundary wire laid around the perimeter of the working area.
- + The charging station transmits a signal to the wire that guides the mower where to cut and also guide it to the charging station.

## IRREGULAR MOVEMENT PATTERN

- + No need for specific programming.
- + Covers all parts even if the lawn is complex and/or contains trees, flowerbeds, passages, etc.
- + Allows the grass to get cut from different directions. Creates a smooth, carpet-like surface.





## RECHARGING

When it's time to recharge, the mower finds the charger by one of three methods.

1. By picking up a signal from the charge station antenna.
2. By following the guide wire back to the charging station.
3. By following the boundary wire until within reach of the home signal.

## EFFICIENT CUTTING TECHNIQUE

- + The grass is cut with three fine, razor-sharp blades.
- + The three free-hanging blades are mounted on a disc and are easily replaced.
- + The blades can rotate back into the disc to minimize damage, should they hit hard objects – stone, branches, etc.
- + The grass clippings are so fine and small they do not need to be collected.

## MOWING CYCLE

- + The Automower® robotic mower keeps the grass short.

Husqvarna Automower®

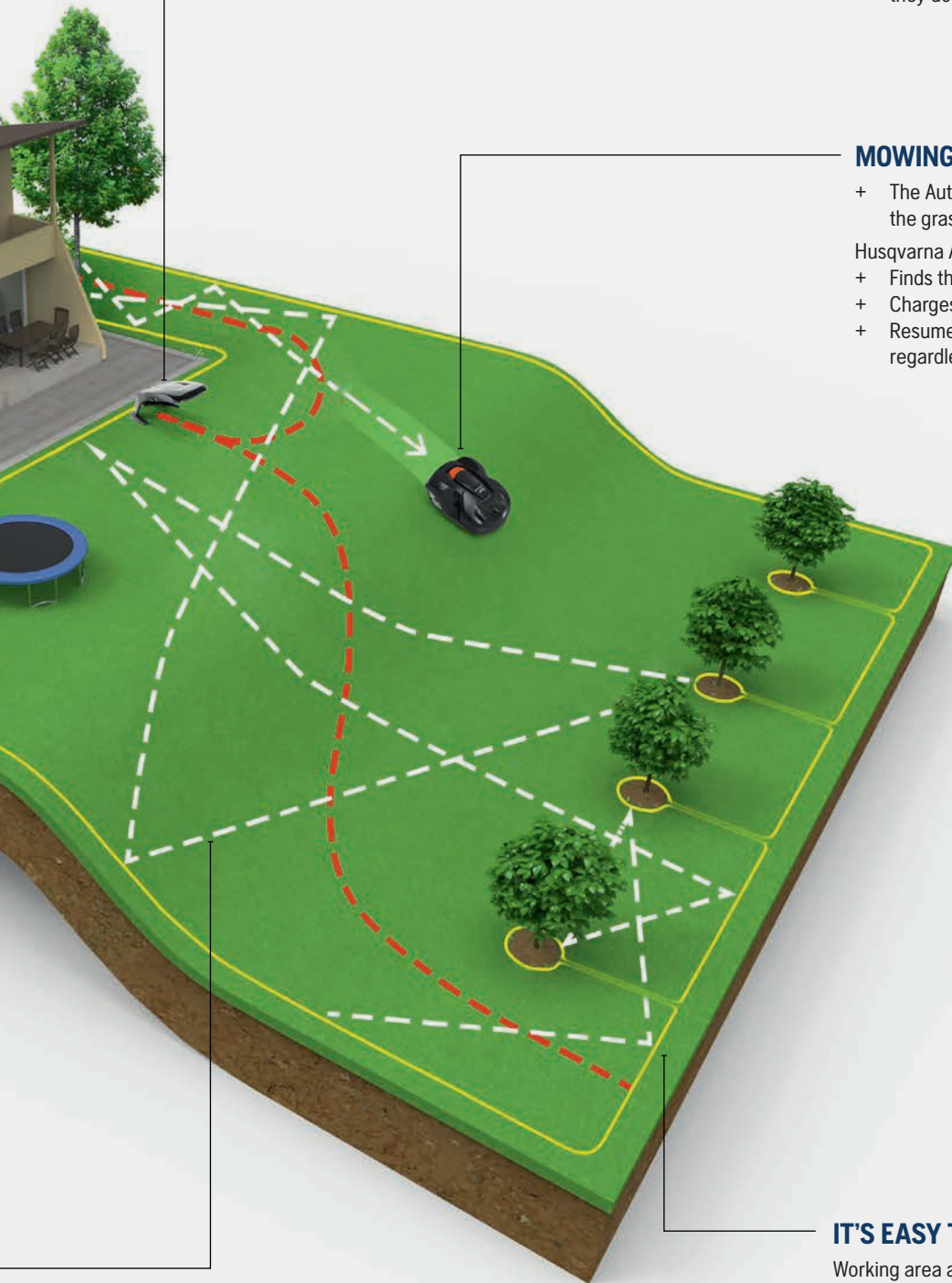
- + Finds the charging station automatically.
- + Charges for approximately 60 minutes.
- + Resumes mowing, day in and day out regardless of the weather (except snow).

## UNSURPASSED CUTTING RESULT

Husqvarna Automower® uses razor-sharp blades to cut every blade of grass, resulting in a lush, green lawn that conventional blades cannot achieve. The grass clippings become a natural fertilizer, helping keep lawns lush, green and moss free.

## IT'S EASY TO SET UP

Working area and areas you want your Husqvarna Automower® to avoid are defined by a boundary wire, which is easily laid out around the desired cutting area. Go to [husqvarna.com](https://husqvarna.com) to learn more.





# UNDER THE HOOD THERE IS TOP NOTCH TECHNOLOGY

## **GPS ASSISTED NAVIGATION**

An onboard GPS system creates a map of the lawn, including where the boundary and guide wires are installed. Husqvarna Automower® will then remember which parts of the lawn it has covered and adjusts its mowing pattern accordingly. This will ensure optimized lawn coverage and an excellent cutting result.

## **AUTOMOWER® CONNECT**

Automower® Connect gives you full control over your Husqvarna Automower® from wherever you are thanks to GPS tracking and connection via the mobile phone network. Among other things it enables starting and stopping. With the app you can also track your mower if stopped or moved. Standard on Automower® 315X/430X/430XH/450X/450XH/435X AWD.





## **AUTOMOWER® CONNECT@HOME**

Automower® Connect@Home makes it easy to manage your robotic mower from your smart-phone. Offering free, Bluetooth® based connectivity at a range of up to 130 ft, it allows you to control, configure and receive notifications from your mower. Standard on Automower® 115H.

## **REMOTE OBJECT DETECTION**

Your Husqvarna Automower® slow downs as soon as it senses a nearby object, reducing the risk of collision damage.

## **AUTOMATIC PASSAGE HANDLING**

All Husqvarna Automower® models can pass through passages as narrow as 24 in. Automatic passage handling is a functionality that makes installation easier and minimizes track marks.

## **HEADLIGHTS**

Effective LED light kit that allows you to see the product work even in the dark. If a malfunction occurs, the lights will start flashing.

## **WEATHER TIMER**

Adapts the time spent mowing so Husqvarna Automower® works more in periods of strong grass growth and less in dry, sunny weather.

## **ULTRA-QUIET DRIVE**

Innovative motor design further reduces noise from the wheel drive system.

## **ELECTRIC CUTTING HEIGHT ADJUSTMENT**

Adjust the length of your grass with a simple push of a button on the keypad or via the Automower® Connect app.

## **GUIDE WIRE**

The unique guide wire offers a direct, reliable return path for Husqvarna Automower®. Select models also use the boundary wire to find the way back to the charge station.

## **SEARCH METHODS**

Several methods allow the mower to find the fastest and most efficient way back to the charging station for recharging:

- + signal from the antenna in the charging station (reach 0-23 feet)
- + follow guide wire (1-3 pcs depending on model)
- + follow boundary wire

## **TERRAIN/SLOPE PERFORMANCE**

Husqvarna Automower® can cope with slopes up to 35°. The optional terrain kit accessory improves performance in certain conditions. The built-in slope compensation feature ensures a perfectly cut lawn, even on slopes and other challenging surfaces.

## **PROFILES**

Memories for groups of settings. Great if you operate the mower in more than one location.

## **SPIRAL CUTTING**

When it enters an area with taller grass than average, Husqvarna Automower® will work in a concentrated, systematic spiral pattern to even out differences.

## **SPOT CUTTING**

Start spiral cutting manually. Great if you want Husqvarna Automower® to focus on a small area.

## **THEFT PROTECTION**

Husqvarna Automower® is equipped with an alarm and cannot be used without the personal pin code. And with Automower® Connect you can also receive alarms and track its position in case of theft.

## **RAZOR-SHARP BLADES**

Sharp, pivoting blades cut rather than tear grass, as well as reducing noise and energy consumption.

## **DUAL CUTTING DIRECTIONS**

The thin razor blades have two edges and the blade motor spins in both directions to maximize blade life.

## **DESIGNED FOR LONG LIFE**

High quality brushless motors, stainless bearings and rubber sealings ensure long-lasting functionality.

## **BACKLIT KEYPAD**

For easier interaction with your Husqvarna Automower® at night.

## **REPLACEABLE TOP COVER**

Possibility to personalize the robotic mower by changing color of the top cover. Available as an accessory in polar white or Husqvarna orange color.

## **RUBBER BUMPER**

Protects the body during collisions.

## **REMOTE START POINTS**

Allows you to start Husqvarna Automower® away from the charge station. Useful when there are narrow passages separating lawn areas, to ensure a uniform cutting result throughout the lawn.

## **LARGE DISPLAY**

High resolution display for comfortable programming of the individual settings.

## **INTUITIVE GRAPHIC MENU STRUCTURE**

Makes it very easy to configure Husqvarna Automower® to suit your lawn and personal preferences.

## **ALL RUBBER TIRES**

Good wear resistance and low noise when running over hard surfaces.

## **SKID PLATE**

Reduces energy consumption and helps keep blades clean.

## **ECO-MODE**

With ECO-mode activated will the loop signal in the boundary and guide wire automatically turn off when the robotic mower returns to the charging station or is not allowed to mow due to timer settings.

## **BLADE DISC IMBALANCE CONTROL**

Automatically detects imbalance in the cutting system caused by missing, double mounted or bent blades.

## **SLOPE CONTROL**

Intelligent behavior in steep slopes for better traction and less wear on the lawn.



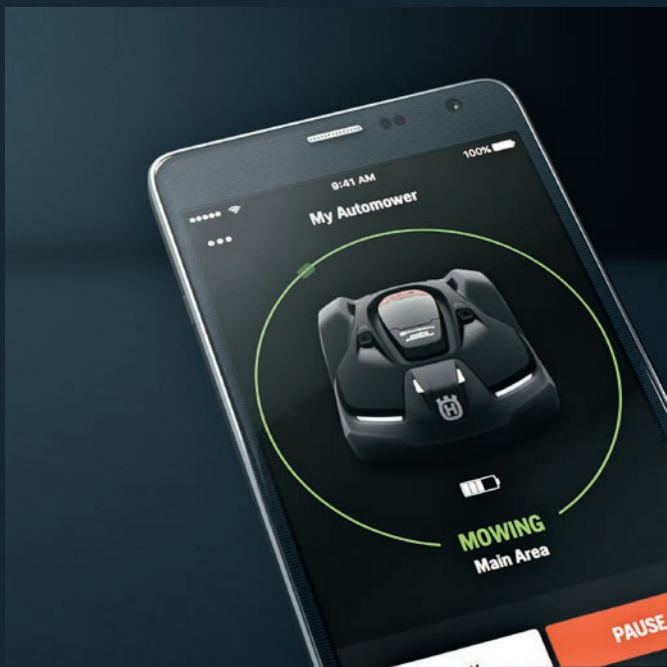


# AUTOMOWER® X-LINE DESIGNED BY THE WORLD LEADER

The features of the X-Line Automower® range from Husqvarna take robotic mowing to the next level. Automower® Connect lets you configure, control and track your mower via your smartphone, and can even locate it if it is stolen. GPS assisted navigation covers complex lawns perfectly for a lush, even finish. And with its X-Line design and LED headlights, your mower looks as good as your lawn!







## MOBILE INTERACTION

Control and configure the mower from anywhere in the world with the Automower® Connect app. It also features theft protection with GPS tracking.

## PREMIUM DESIGN

The X-Line Automower® range features a unique design with LED headlights. Rubber bumpers protect its looks and reduce scratch marks. LED headlights improve visibility in low light, while the unique X-Line orange wheel caps make sure it stands out in any neighborhood.



## INTELLIGENT NAVIGATION

GPS assisted navigation ensures automatic and uniform coverage on complex lawns – for a perfect looking lawn and easy installation.



# FIND THE PERFECT MATCH FOR YOUR LAWN

## **AUTOMOWER® 450XH / 450X**

The most advanced and equipped model on the market. For large lawns up to 1.25 acres with greater challenges. Handles demanding, complex and separated lawn areas with more than one passage and steeper slopes. Features GPS assisted navigation and X-Line design with LED headlights. Equipped with Automower® Connect including GPS theft tracking.



## **AUTOMOWER® 435X AWD**

**NEW**

Advanced ultra-quiet X-Line robotic mower for areas up to .9 acre, designed to handle very complex, sloped or multiple areas. Features GPS assisted navigation for efficient lawn coverage in complex areas and is supplied with Automower® Access color display.



## **AUTOMOWER® 430XH / 430X**

Premium model and the perfect choice for all, including highly complex lawns up to .8 acre, with separated lawn areas, narrow passages, trees, bushes and steep slopes. Features GPS assisted navigation and X-Line design with LED headlights. Equipped with Automower® Connect including GPS theft tracking.



## **AUTOMOWER® 315X**

Mows complicated lawns up to .4 acre, handling narrow passages and slopes up to 22°, and taking tough terrain in its stride. Features GPS assisted navigation and X-Line design with LED headlights. Equipped with Automower® Connect including GPS theft tracking.



## **AUTOMOWER® 115H**

For mid size lawns up to .4 acre. Handles complex yards, narrow passages and slopes up to 17°. This hose-washable model is ready for all grass types with a higher cut of up to 3.6 inches. Equipped with Automower® Connect@Home.



There is a Husqvarna Automower® model for every type of lawn. From smaller, straightforward lawns to really complex yards with steep hills and narrow passages.

USE OUR  
PRODUCT  
SELECTOR AT  
[HUSQVARNA.COM](https://www.husqvarna.com)





# RANGE OVERVIEW

RANGE	115H	315X	430XH / 430X	435X AWD	450XH / 450X
GPS navigation		●	●	●	●
Automower® Connect with GPS theft tracking	○	●	●	●	●
Automower® Connect@Home	●				
Remote object detection				●	●
Automatic passage handling	●	●	●	●	●
Weather timer		●	●	●	●
LED headlights		●	●	●	●
Ultra-quiet drive			●	●	●
Electric cutting height adjustment			●	●	●
Guide wire	1	1	2	2	3
Search methods	1	3	4	4	5
Slope performance	17°	22°	24°	35°	24°
Profiles (settings memory)		●	●		●
Spiral cutting		●	●		●
Spot cutting	●	●	●		●
Large display		●	●	●	●
Backlit keypad			●	●	●
Replaceable top cover		●	●	●	●
Rubber bumper		●	●	●	●
Remote start points	x3	x3	x5	x5	x5
Slope control		●	●	●	●
Blade disc imbalance control		●	●	●	●

● Standard    ○ Optional

# TECHNICAL SPECIFICATION

RANGE	115H	315X	430XH / 430X	435X AWD	450XH / 450X
Area capacity	0.4 acre	0.4 acre	0.8 acre	0.9 acre	1.25 acre
Typical charging time	60 min	60 min	50 min	30 min	60 min
Typical mow time on one charge	60 min	70 min	145 min	100 min	270 min
Noise level, dB(A) guaranteed *	59 dB(A)	60 dB(A)	58 dB(A)	62 dB(A)	59 dB(A)
Minimum passage	24"	24"	24"	24"	24"
Maximum slope inside installation	17°	22°	24°	35°	24°
Maximum slope by boundary wire	9°	9°	9°	27°	9°
Alarm / PIN code / GPS tracking	• / • / -	• / • / •	• / • / •	• / • / •	• / • / •
Area capacity per hour	700 sq ft	700 sq ft	1430 sq ft	1570 sq ft	2240 sq ft
Cutting width	8.7"	8.7"	9.5"	8.7"	9.5"
Cutting height	2" - 3.6"	0.8" - 2.4"	2" - 3.6" / 0.8" - 2.4"	1.2" - 2.8"	2" - 3.6" / 0.8" - 2.4"
Battery type	Li-Ion	Li-Ion	Li-Ion	Li-Ion	Li-Ion
Mean energy consumption at maximum use	8 kWh/month	10 kWh/month	20 kWh/month	28 kWh/month	24 kWh/month
Weight, lbs	22 lbs	22 lbs	28.7 lbs	38.1 lbs	30.6 lbs
Extra blades included	9 pcs	9 pcs	9 pcs	9 pcs	9 pcs
Part number	967 95 11-05	967 85 27-05	967 85 29-05 - 430XH 967 85 28-05 - 430X	967 85 33-05	967 85 31-05 - 450XH 967 85 30-05 - 450X

● Standard

\* Noise emissions in the environment measured as sound power (LWA) in conformity with EC directive 2000/14/EC.  
The guaranteed sound power level includes variation in production as well as variation from the test code with 1-3 dB(A).

# JUST ADD A SMARTPHONE AND YOU'RE IN CHARGE







## HUSQVARNA AUTOMOWER® COMPATIBLE WITH ALEXA AND GOOGLE HOME

Connecting to Automower® robotic mowers is easier than ever! Now compatible with Amazon Alexa and Google Home, our robotic lawn mower fits seamlessly into your smart home ecosystem. For the first time in history, cutting the grass is as simple as saying:


- Alexa, ask Automower® to start
  - Alexa, ask Automower® to park
  - Alexa, ask Automower® what it's doing
- ...and more!

Amazon Alexa and Google Home compatibility available via Automower® Connect. More info at [husqvarna.com/us/lawn-and-garden/smart-home-integration](https://husqvarna.com/us/lawn-and-garden/smart-home-integration)

## MOBILE INTERACTION WITH AUTOMOWER® CONNECT

With GPS and cellular connectivity, you can configure the mower from anywhere in the world. Start, stop and schedule your Husqvarna Automower® from your smartphone via the Automower® Connect app. You can also receive status updates straight to your screen and track your robotic mower if it's moved or stolen.

Standard on Automower® 315X, 430X, 430XH, 435X AWD, 450X, 450XH but is also available as an optional accessory on 115H model



## BLUETOOTH CONNECTIVITY WITH AUTOMOWER® CONNECT@HOME

Interact easily and comfortably with your mower using your Bluetooth-enabled smartphone. Receive push status notifications, send Start and Park commands and adjust mower settings up to 130 ft away.

Standard on 115H








# ALL THE RIGHT ACCESSORIES







INSTALLATION ACCESSORY		Part Number
	Connector, 5 pieces	577 86 48-01
	Coupler, 5 pieces	577 86 47-01
	Coupler, 100 pieces	596 28 70-01
	Staples, 100 pieces	583 97 34-01
	Wire, 50m (Ø2.7mm)	597 23 78-12
	Wire, 150m (Ø2.7mm)	596 28 68-01
	Wire, 800m (Ø2.7mm)	596 28 66-01
	Wire Heavy duty, 500m (Ø3.4mm)	522 91 41-11
	Wire PRO, 300m (Ø5.5mm)	593 29 77-12
	Wire repair kit	597 53 95-02

## AUTOMOWER® INSTALLATION KITS



Installation kits that include loop wire, pegs, couplers and connectors. There are 3 different size kits to suit different size areas and complexities.

**NOTE:** Installation kits are not supplied with the machines.

**SMALL** - Suitable for open lawn areas of max max of 0.2 acre or complex lawn areas of max 0.1 acre.

**MEDIUM** - Suitable for open lawn areas of max 0.5 acre or complex lawn areas of max 0.25 acre.

**LARGE** - Suitable for open lawn areas of max 1.25 acres or complex lawn areas of max 0.62 acres.

Item	Part Number
Small	967 62 36-01
Medium	967 62 36-02
Large	967 62 36-03

## AUTOMOWER® CONNECT MODULE



The Automower® connect module allows you to control and configure your mower. With the module installed, you can download the app to your Android or iPhone and use it to communicate directly with your mower. Equipped as standard on Husqvarna Automower® X-Line.

Item	Part Number
115H	586 66 23-11

## AUTOMOWER® ENDURANCE BLADES



Husqvarna Automower® Endurance blades providing more than twice the lifetime compared to our original blades thanks to the new design. The design allows for a harder and sharper edge without compromising on safety standards and provides cutting edges on all 4 sides.

Item	Part Number
6 pieces	595 08 44-11
45 pieces	595 08 44-12
300 pieces	595 08 44-13

## REPLACEABLE TOP COVERS



Make your mower unique and personal by changing its color. Available in white, orange and grey on selected models.

Item	Part Number
315X - Grey	590 87 69-10
315X - White	590 87 69-11
315X - Orange	590 87 69-12
430X and 430XH (2018 >) - Grey	590 87 70-10
430X and 430XH (2018 >) - White	590 87 70-11
430X and 430XH (2018 >) - Orange	590 87 70-12
435X AWD - Grey	<b>NEW</b> 596 30 00-10
435X AWD - White	<b>NEW</b> 596 30 00-11
435X AWD - Orange	<b>NEW</b> 596 30 00-12
450X and 450XH - Grey	588 79 91-10
450X and 450XH - White	588 79 91-11
450X and 450XH - Orange	588 79 91-12

## HOUSING



Protects the charging station and your Husqvarna Automower® from exposure to sun and rain.

Item	Part Number
100/300 Series	587 23 61-10
400 Series	585 01 94-10

## WALL HANGER



Store your Husqvarna Automower® and charging station on the wall when not in use and during the winter season.

Item	Part Number
300 Series	587 22 40-10
400 Series	585 01 97-11

## ROUGH TERRAIN KIT



Provides excellent traction on rough and sloping lawns with slope performance increasing by 5%. Contains coarse treaded wheels and wheel brushes.

Item	Part Number
300 Series	587 23 53-10
400 Series	581 88 97-11

## WHEEL BRUSH KIT



Keeps the driving wheels clean to maintain good traction. Separate replacement refill brushes available.

Item	Part Number
300 Series	587 23 57-10
400 Series	581 90 31-11



# CUT THE NOISE WITH POWERFUL BATTERY TOOLS

## THE HUSQVARNA BATTERY POWERED PRODUCT RANGE IS BUILT TO GIVE YOU ALL THE POWER, PERFORMANCE AND INTUITIVE DESIGN YOU EXPECT.

Nothing ruins your enjoyment of a Saturday morning like the sound of gas-powered lawn equipment. With low noise and zero direct emissions, the Husqvarna battery range protects your neighborhood's peace and quiet. Long-lasting batteries and the same performance as gas-powered equipment means you can get the work done with less impact on the body and less disturbance to the environment. One battery system fits all tools, so you can switch tasks quickly and easily. Cut the noise with the Husqvarna Battery Series.



### HUSQVARNA BLi20

Integrated battery suitable for home use, offering high capacity for extended runtime. Designed for use with the complete Husqvarna 100-300 series. Offers excellent cooling and features an intuitive 3-LED charge indicator.

**4.0 Ah, 2.7 lbs**



### HUSQVARNA 325iLK

Provides a versatile solution for tackling a variety of projects. Compatible with existing gas attachments.

**5.5 lbs excluding battery, X-Torq® engine, ergonomic handle**



### HUSQVARNA 340iBT

Lightweight easy-to-use backpack battery leaf blower. Ideal for noise sensitive areas and use in covered spaces.

**13.9 lbs excluding battery, savE™ for maximum runtime**



Copyright © 2020 Husqvarna AB (publ). All rights reserved. Husqvarna, Automower® and other product and feature marks are trademarks of the Husqvarna Group as displayed at [www.international.husqvarna.com](http://www.international.husqvarna.com)

[www.husqvarna.com](http://www.husqvarna.com)